




# NewTec Cono Cubo (Mod. 2014) - Quick Installation




Cubo – Befestigungsplatte - Halter  
Cubo and rear support plate



Befestigungsplatte und Halter montieren  
Fix the plate and carabine snap



Sicherungsseil mit Karabiner...  
Safetybond with carabine....




.....einhängen  
.....to fix with



Cubo hängt am Sicherheitsseil  
Cubo is fixed on saftey bond



Kabel anschliessen (Polung beachten)  
Connect cables (watch poles)



Cubo über Halteplatte führen und  
nach Wunsch ausrichten  
Lead the Cubo over the plate and  
align it as desired



Membranschutz entfernen (mit **einer Hand den Cubo fixieren!**)  
Remove Membrane protection (**lock the cubo with one hand!**)

**MEMBRANSCHUTZ - AUSSCHLIESSLICH MITTELS LASCHE ENTFERNEN**  
PROTEZIONE MEMBRANA – TOGLIERE SOLAMENTE TIRANDO LA LINGUETTA PREDISPOSTA  
MEMBRANE PROTECTION - ALWAYS REMOVE BY THE TONGUE ON TOP

**JA – SI - YES !!!!**



**GARANTIEANSPRUCH –GARANZIA – WARRANTY**

Durch Entfernen des Schutzes erlischt der Garantieanspruch für Membranschäden  
La rimozione della protezione farà decadere la garanzia per i danni alla membrana  
By removing the membrane protection the warranty expires for membrane damages

**NEIN – NO !!!!**



Nicht seitlich eindrücken  
Non premere mai dai lati  
Never push from the sides